

# MIGRATION IN CAMBODIA

## I. Introduction

Cambodia remains a predominantly rural country, but has recently experienced large population growth. It now has the largest cohort of young people in its history. Youth are the driving force of a wave of international and internal migration, and consequently, urbanization. There are now enormous numbers of people moving to Phnom Penh, the capital of Cambodia. As of 2012, about 1,400,000 Cambodians live in Phnom Penh. Both men and women moved to the capital for better jobs and education, with 56.9% of women and 43% of men migrating to Phnom Penh to look for work. This factsheet looks specifically at the movement of people in Cambodia from rural to urban areas, responding to various push and pull factors. The data come from the latest report on migration in Cambodia, the Cambodia Rural Urban Migration Project (CRUMP) from 2012, which surveyed recent Phnom Penh migrants, rural households, and village chiefs. Additional analyses of the CRUMP on Women & Migration and Ageing & Migration from 2013 were also used in this fact sheet.

## II. Migrant characteristics

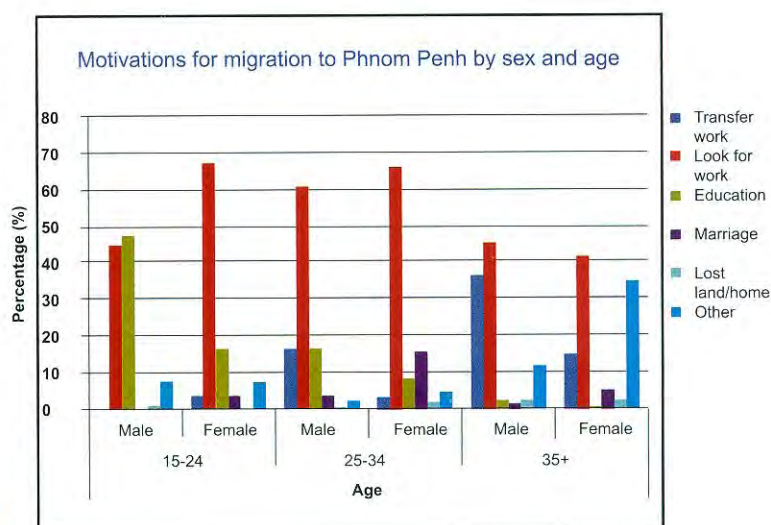
Indicator	Urban migrants (Phnom Penh, 2011)		Rural migrants (non-Phnom Penh, 2011)	
	Men	Women	Men	Women
<b>Age</b>				
15-24	14.2%	20.9%	24.6%	31.1%
25-34	16.2%	20.5%	18.1%	14.8%
35+	12.4%	16.9%	5.9%	4%
<b>Education level</b>				
None	9.2%	5.1%	6.2%	
Primary (1-6 years)	29.2%	38.2%	48.3%	
Secondary (7-12 years)	19.0%	44.3%	38.8%	
Higher (13+ years)	26.0%	12.3%	6.7%	
<b>Marital Status</b>				
Not married	52.3%	63.2%	66.7%	
Married	47.7%	34.6%	27.7%	

Source: CRUMP Report, 2012

## III. Reasons for and places of migration

### Motivations for urban migration:

Migration occurs as result of push factors at the place of origin and pull factors at the place of destination. In Cambodia, there are three main factors for moving: to look for work, for education, and for marriage. The reasons for migration are different by sex and age and vary individually.

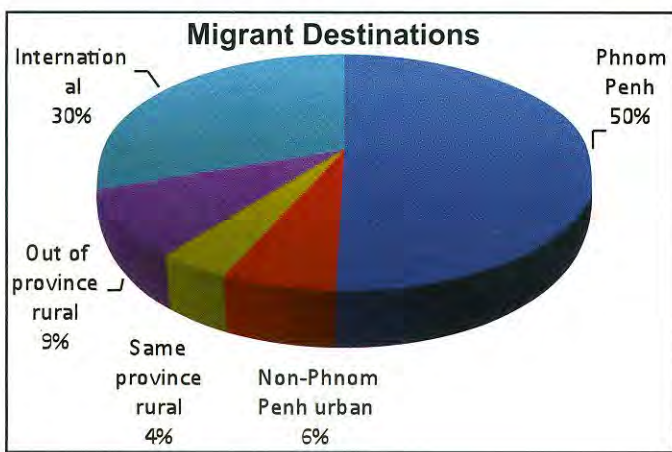


Source: CRUMP Report, 2012; CRUMP Series Report: Women & Migration, 2013

### Destinations of rural and urban migrants: Where are migrants going?

- Rural to urban migration comprises about 57% of all migration, rural to rural about 13%, and emigration makes up the additional 30%.
- Women are much more likely to migrate to Phnom Penh while men are more likely to migrate to other rural destinations and abroad.
- Those who have higher levels of education move to Phnom Penh and those with lower levels of education migrate internationally.
- For international migrants, 37% migrate to Thailand, followed by Malaysia (14%) and South Korea (3%).

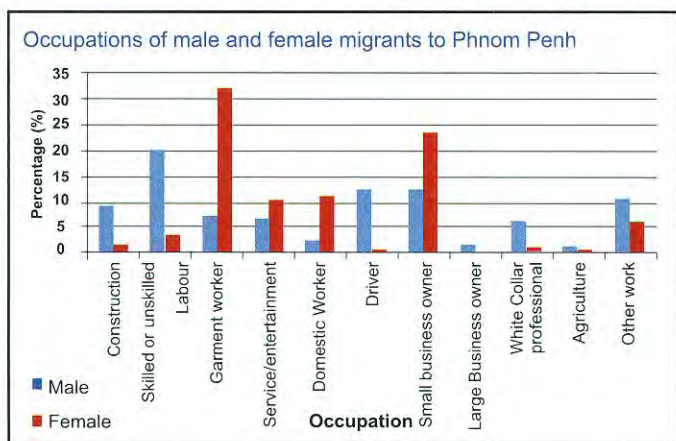
Source: CRUMP Report, 2012



Source: CRUMP Report, 2012

### Place of origin: where are urban migrants coming from?

Migrants to Phnom Penh come from all corners of the country; however the four provinces near Phnom Penh with larger population send the most; with 59% of migrants coming from Kampong Cham, Prey Veng, Kandal and Takeo.



Source: CRUMP Series Report: Women & Migration, 2013

### IV. Health of urban migrants

- Overall, 58.4% of urban migrants rate their health as excellent or very good, but only 6.5% women rate their health as very good.
- 77% of urban migrants go to a pharmacy for medical assistance, instead of to a doctor or clinic.
- While three quarters of migrant women purchase medicines from local pharmacies, less than 10% of women access health care treatment at public facilities.
- Psychological stress of migrants is a big concern.

Source: CRUMP Report, 2012; CRUMP Series Report: Women & Migration, 2013

### V. Migrant networks and contact with village of origin

- 32% of migrants in Phnom Penh stay in phone contact with family members. Women are more likely to phone family members regularly than men.
- Older men visit their villages more than younger men conversely to younger women who visit more regularly than older women.
- 82.9% of women send a remittance to their rural household of origin, compared to 75.9% of men migrants.
- 64.7% of migrants to Phnom Penh feel better off financially, compared to 55.6% of international migrants.

Source: CRUMP Report, 2012; CRUMP Series Report: Women & Migration, 2013

### Remittances

- 70% of rural migrants remit money to their household of origin; monetary and non-monetary remittances account for 80.5%.
- 38.4% of migrants in Phnom Penh remit about 1.1 million riel per year.
- Women, those with children left behind, factory workers, labourers, drivers, and garment workers remit the most money.

Source: CRUMP Report, 2012

## VI. Impacts of migration

### On villages and migrant households

#### Positive:

- The 3 largest benefits of migration to villages of origin are: improvement of the standard of living (77.3%), increased money coming into the village (28.3%), increased employment of villagers (25.9%).
- On average, Phnom Penh migrant households have greater material wealth and durable items than Cambodian households.

#### Negative:

- The 3 largest harms of migration to villages of origin are: loss of labour (44.3%), decrease of food production (14.4%), loss of population (13.3%).
- 43.5% of migrant households have an elderly person present compared to 31.2% of non-migrant households.
- The poorest households in Cambodia are migrant households with elderly and children 'left behind' by migrants.

Source: CRUMP report, 2012; CRUMP series report – Ageing & Migration, 2013.

### On urban migrants:

#### Positive:

- 63.6% of urban migrants are employed and 14.1% are studying while 2.7% are employed and studying at the same time.
- About 80% of urban migrants that listed labour as a motivation had received a job within their first month of living in Phnom Penh.

#### Negative:

- 17.8% of urban migrants are not optimistic about their future. Women are less optimistic (19%) than men (15.2%).
- 73.3% of women migrants report that it is difficult to make friends when first arriving in the city compared to 68.5% of men migrants.
- Women migrants have increased vulnerability to abuse and exploitation, in particular women with less education. Half of women migrants to Phnom Penh were illiterate.

Source: CRUMP Report, 2012 & CRUMP Series Report: Women & Migration, 2013



No. 225, Street Pasteur (51)  
Boeng Keng Kang I, Chamkarmon,  
Phnom Penh, Cambodia, P.O Box 877  
Tel: +855-23-215519/216295  
Fax: +855-23-211339  
Email: [unfpa.cmb@unfpa.org](mailto:unfpa.cmb@unfpa.org)  
Website: <http://countryoffice.unfpa.org/cambodia>